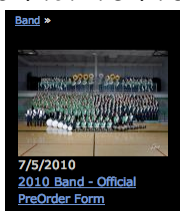
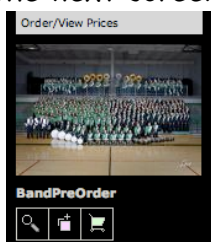


## ONLINE ORDERING INSTRUCTIONS

1. Go to <http://www.rextetphotography.com>
2. Click on the BAND link.
3. Click on the "Band Picture Pre-Order" link



4. AFTER you click on the icon above, click on the shopping cart right below that same photo on the next screen. It will take you directly to the order form.



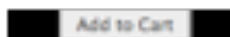
5. Click "Order/View" next to "Enter your student's information here - all information mandatory"

Item/Description	Options	Qty	Price
ENTER YOUR STUDENT'S INFORMATION HERE - ALL INFORMATION MANDATORY (click ORDER to the right)		Order	0.00

6. Complete student's name, class and section
7. Enter a "1" in quantity **\*\*\* VERY IMPORTANT \*\*\***

<b>ENTER YOUR STUDENT'S INFORMATION HERE - ALL INFORMATION MANDATORY (click ORDER to the right)</b> To ensure that there are no problems with your student's pictures, please enter QTY 1 next to this item and complete all required information.  For more than one student, please complete your cart additions for the first student, select "Add to Cart" then "Continue Shopping." You will repeat the same process for each student you have in the band.  Thank You.  rexteterphotography	Student Name: Benjamin Scaggs	1	0.00
	Select your Class: JUNIOR CLASS		
	Select Marching Band Section: Trumpet Section		

8. Continue ordering prints for that student!
9. Click Add to cart
10. If you have more than one student, click "Continue Shopping"



11. Complete steps 5-9 for each student
12. Once all selections have been made, click "Proceed to Check Out"



13. Follow prompts to complete your purchase. Note that discounts will be applied in the shopping cart.